


Project *Comments*

Catalog # *Prepared By*

Type *Date*



DESCRIPTION

- Suitable for new construction in residential and commercial applications.
- IC rated. Suitable for direct contact with insulation.
- Use one 26W double twin tube, GX23-2 (not included).

HOUSING

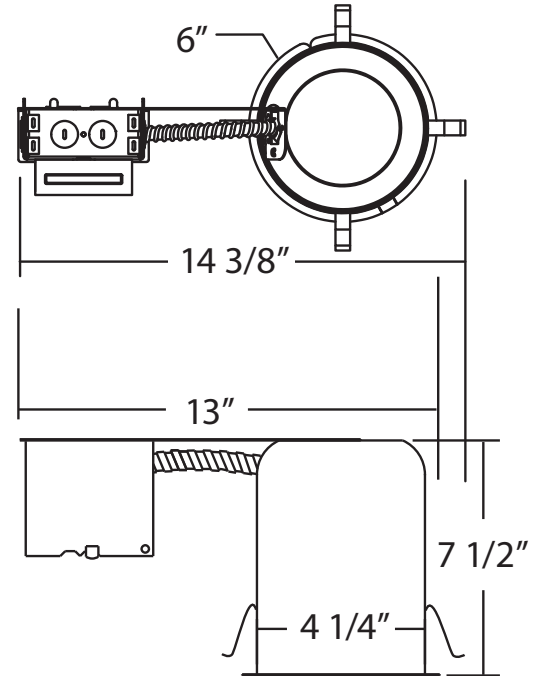
- Aluminum construction provides greater heat dissipation.
- Washington State Energy Code approved to meet restricted airflow requirements.
- Airtight housing limits the exchange of air between ceiling plenum and heated/cooled areas.
- Ballast includes integral thermal protector guards against improper lamp use and misuse of insulation materials.
- 120-277V Universal input electronic ballast.
- 7 1/2" height allows use in 2" x 8" joist construction.

JUNCTION BOX

- Listed for through branch circuit wiring and includes several 3/4" knockouts.
- Supplied with three IDEAL® push-in wire connectors.

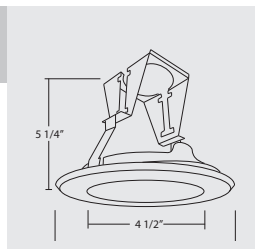
LISTINGS

- UL listed for direct contact with insulation
- UL damp location
- UL feed-through
- CUL

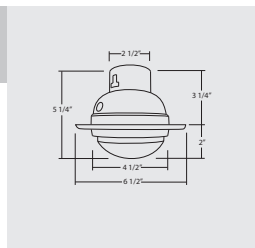




Order No	Description	Maximum Lamp Rating
15502	Fresnel Shower White	75W BR30/PAR30 60W A19 OD: 6&1/2" Wet Location Rated



Order No	Description	Maximum Lamp Rating
15509	Shower Drop Opal White (shown)	1x13WW G24Q-1 OD: 6&1/2" Wet Location Rated
15509OB	Oil-Rubbed Bronze	



Order No	Description	Maximum Lamp Rating
15518BK	Baffle Black	1x13W G24Q-1 OD: 6&1/2"
15518CL	Clear	
15518GD	Gold (shown)	
15158WH	White	
15518WHZ-ABZ	Wheat Haze (Aged Bronze Ring)	

