

27804EBM32

4" Compact Fluorescent Square Housing

Product Description

Suitable for new construction in residential and commercial applications.
Uses one 13W-32W lamp, G24Q (not included).

Housing

5 1/2" height allows use in 2" x 8" joist construction.
120-277V Universal input electronic ballast.

Plaster Frame

Housing is secured to plaster frame with screws and can be removed for access to junction box.
Housing adjusts from 1/2" to 1 1/2" to accommodate ceiling thickness.

Junction Box

Listed for through branch circuit wiring and includes several 3/4" knockouts. Four pry-outs with integral strain relief simplify Romex installation.
Supplied with three IDEAL® push-in wire connectors.

Installation

Heavy-gauge NICOR captive hanger bars provide greater stability, allowing housing to be positioned at any point within a 24" joist span, then locked in place with set screws. Unique hanger bar lip design helps align can to joist. Four double-headed captive nails provide for ease of installation.

Bars can be repositioned 90° on plaster frame without tools.

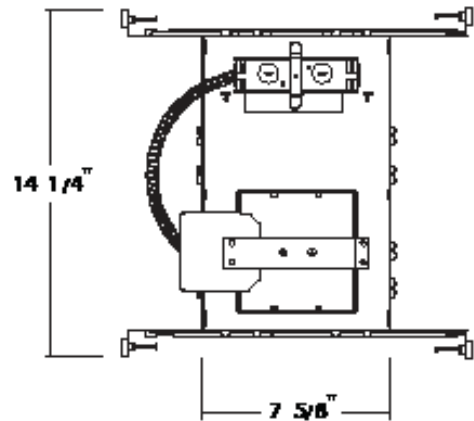
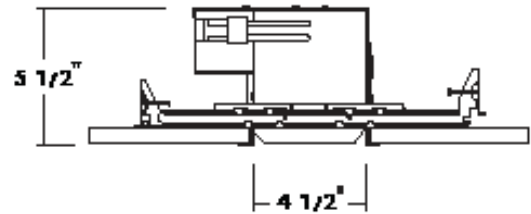

Bars fit onto T-bar spine for quick alignment and can be permanently secured.

Score lines allow bars to be shortened without tools to accommodate a 12" joist span.

Project

Catalog


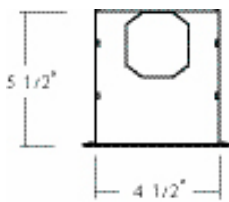
Type



27804EBM32 4" Compact Fluorescent Square Housing

Reflector	Order No	Color	Maximum Lamp Rating
 	27841BK	Black	1x13W-32W Triple 4-Pin Lamp Base G24Q
	27841CL	Clear (shown)	
	27841GD	Gold	
	27841WH	White	

Baffle Reflector	Order No	Color	Maximum Lamp Rating
 	27842BK	Black	1x13W-32W Triple 4-Pin Lamp Base G24Q
	27842CL	Clear	
	27842WH	White	

Shower Trim	Order No	Color	Maximum Lamp Rating
 	27843CL	Clear	1x13W-32W Triple 4-Pin Lamp Base G24Q
	27843WH	White	